


3 Test results - 2nd certificate holder

The detailed test results are laid down in confidential file/ no. 213999600 and will not be disclosed without written approval of the original manufacturer Duon System Co., Ltd.

4 Conclusion


The equipment as described above meets all applicable requirements of the standards as mentioned above. Certification of the equipment is therefore recommended.

Author:

A blue ink signature of G. van Cappellen, consisting of a large, stylized 'G' followed by 'van Cappellen' in a cursive script.


G. van Cappellen

Reviewer:

A blue ink signature of M. Erdhuizen, featuring a large, stylized 'M' followed by 'Erdhuizen' in a cursive script.

M. Erdhuizen

Endorsed on 14 Oktober by:

A blue ink signature of M. Erdhuizen, featuring a large, stylized 'M' followed by 'Erdhuizen' in a cursive script.

M. Erdhuizen
Certification Manager

END OF TEST REPORT

1 Project no. 214654900

1.1 Standards applied

Samples of the equipment as described under (1.2) below were subjected to the requirements and tests of the following standards:

EN 60079-0 : 2006
EN 60079-1 : 2004

The assessment was conducted from 5 July 2011 to 23 September 2011.

1.2 Description of the equipment

The Pressure Transmitter Series 3100 and 3200 measures the pressure of a process and converts it into an electrical 4 - 20 mA analog current signal with digital communication (HART protocol).

Ambient temperature range: -20 °C to +60 °C.
Process temperature: max. 85 °C for T6
 max. 100 °C for T5
 max. 130 °C for T4

Electrical data

Supply 11,9 to 42 Vdc
Output 4 - 20 mA

1.3 Marking of the equipment

 II 2 G Ex d IIC T6 ... T4

1.4 Test documentation – 2nd certificate holder

		<u>dated</u>
Document no.	RA-124769-00/51, rev. 9 (2 sheets) RA-124766-00/51, rev. 11 (2 sheets)	12-09-2011 12-09-2011
Instructions	FR# RA-443807-00, rev. 5 (20 sheets)	9-2011
Instructions	FR# RA-443809-00, rev. 3 (20 sheets)	9-2011

All other documentation is part of test report no. 213999600 issued to Duon System Co., Ltd.

2 Instructions for installation and use

The instructions provided with the equipment shall be followed in detail to assure safe operation.

Contents

	page
1 Project no. 214654900	3
1.1 Standards applied	3
1.2 Description of the equipment	3
1.3 Marking of the equipment	3
1.4 Test documentation – 2 nd certificate holder	3
2 Instructions for installation and use	3
3 Test results - 2 nd certificate holder	4
4 Conclusion	4

Copyright © DEKRA Certification B.V., Arnhem, the Netherlands.

This document may only be reproduced in its entirety and without any change.

DEKRA Certification B.V. and/or its associated companies disclaim liability for any direct, indirect, consequential or incidental damages that may result from the use of the information or data, or from the inability to use the information or data.

This Test Report contains the test results related to the sample(s) tested. The tests results cannot be used for any statement related to the quality of the equipment from running production.

All testing, inspection, auditing and certification activities of the former KEMA Quality are an integral part of the DEKRA Certification Group.

Test Report No. 214654900

**Pressure Transmitter Series
3100 and 3200**

**Laboratory: DEKRA Certification B.V.
Utrechtseweg 310
6812 AR Arnhem
The Netherlands**

**By order of: Mercoïd a Division of Dwyer Instruments Inc.
102 Indiana Highway 212
Michigan City, IN46360
USA**

Author	: G. van Cappellen	2011-09-23	Reviewer	: M. Erhuizen	2011-10-12
Project no	: 214654900				

(13) **SCHEDULE**

(14) **to EC-Type Examination Certificate DEKRA 11ATEX0192 X**

Issue No. 1

(15) **Description**

The Pressure Transmitter Series 3100 and 3200 measures the pressure of a process and converts it into an electrical 4 - 20 mA analog current signal with digital communication (HART protocol).

Ambient temperature range: -20 °C to +60 °C.
Process temperature: max 85 °C for T6
 max 100 °C for T5
 max 130 °C for T4

Electrical data

Supply: 11,9 to 42 Vdc
Output: 4 - 20 mA

Installation instructions

The instructions provided with the equipment shall be followed in detail to assure safe operation.

(16) **Test Report**

No. 214654900.

(17) **Special conditions for safe use**

For information regarding the dimensions of the flameproof joints the manufacturer shall be contacted.

(18) **Essential Health and Safety Requirements**

Covered by the standards listed at (9).

(19) **Test documentation**

As listed in Test Report No. 214654900.

CERTIFICATE

EC-Type Examination

- (1) **EC-Type Examination**
- (2) **Equipment and protective systems intended for use in potentially explosive atmospheres - Directive 94/9/EC**
- (3) EC-Type Examination Certificate Number: **DEKRA 11ATEX0192 X** Issue Number: 1
- (4) Equipment: **Pressure Transmitter Series 3100 and 3200**
- (5) Manufacturer: **Mercoid a Division of Dwyer Instruments Inc.**
- (6) Address: **102 Indiana Highway 212, Michigan City, IN46360 USA**

(7) This equipment and any acceptable variation thereto is specified in the schedule to this certificate and the documents therein referred to.

(8) DEKRA Certification B.V., notified body number 0344 in accordance with Article 9 of the Council Directive 94/9/EC of 23 March 1994, certifies that this equipment has been found to comply with the Essential Health and Safety Requirements relating to the design and construction of equipment and protective systems intended for use in potentially explosive atmospheres given in Annex II to the directive.

The examination and test results are recorded in confidential test report number 214654900.

(9) Compliance with the Essential Health and Safety Requirements has been assured by compliance with:

EN 60079-0 : 2006

EN 60079-1 : 2007

(10) If the sign "X" is placed after the certificate number, it indicates that the equipment is subject to special conditions for safe use specified in the schedule to this certificate.

(11) This EC-Type Examination Certificate relates only to the design, examination and tests of the specified equipment according to the Directive 94/9/EC. Further requirements of the directive apply to the manufacturing process and supply of this equipment. These are not covered by this certificate.

(12) The marking of the equipment shall include the following:



II 2 G Ex d IIC T6...T4

This certificate is issued on Oktober 14, 2011 and, as far as applicable, shall be revised before the date of cessation of presumption of conformity of (one of) the standards mentioned above as communicated in the Official Journal of the European Union.

DEKRA Certification B.V.



M. Erdhuizen
Certification Manager

Page 1/2

® Integral publication of this certificate and adjoining reports is allowed. This Certificate may only be reproduced in its entirety and without any change.



All testing, inspection, auditing and certification activities of the former KEMA Quality are an integral part of the DEKRA Certification Group

DEKRA Certification B.V. Utrechtseweg 310, 6812 AR Arnhem P.O. Box 5185, 6802 ED Arnhem The Netherlands
T +31 26 3 56 20 00 F +31 26 3 52 58 00 www.dekra-certification.com Registered Arnhem 09085396