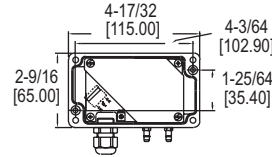



Dwyer

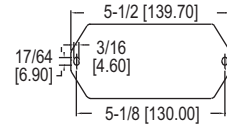
SERIES 677B

DIFFERENTIAL PRESSURE TRANSMITTER

NEMA 4 Enclosure with Integral Mounting Bracket



With Cover Removed



Mounting Plate

The Series 677B Differential Pressure Transmitter is designed to measure pressures as low as 0.1 in w.c. with $\pm 0.4\%$ accuracy. Use Series 677B for building energy management systems, environmental pollution control, oven pressurization, lab and fume hood control, HVAC and VAV applications. The transmitter features 15 psid overpressure, reverse polarity protection and EMI/RFI protection. Internal regulation permits use with unregulated DC power supplies. The NEMA 4 housing allows for versatile mounting locations and integral mounting tabs simplify installation.

FEATURES/BENEFITS

- NEMA 4 housing enables a range of use outdoor or indoor where water is present
- High accuracy at low pressure ranges provides exceptional measurement for insuring tight-control and minimizing costly out of specification conditions
- Use with unregulated DC power permits easy access to electrical supply reducing costly power conditioning and wiring

APPLICATIONS

- Building energy management
- Environmental pollution control
- Lab and fume hood control
- Variable air volume

MODEL CHART			
Model	Range (in w.c.)	Model	Range (in w.c.)
677B-01	0 to 0.1	677B-08	0 to 25
677B-02	0 to 0.25	677B-11	0 to ± 0.05
677B-03	0 to 0.5	677B-12	0 to ± 0.1
677B-04	0 to 1	677B-13	0 to ± 0.25
677B-05	0 to 2.5	677B-14	0 to ± 0.5
677B-06	0 to 5	677B-15	0 to ± 1
677B-07	0 to 10		

SPECIFICATIONS

Service: Air and non-conductive, non-corrosive gases.

Wetted Materials: 302 SS, glass, nickel, silicone rubber and brass.

Accuracy: $\pm 0.4\%$ FS* at room temperature.

Stability: $\pm 1\%$ FS/yr.

Temperature Limits: Operating and Compensated: 0 to 185°F (-18 to 85°C); Storage: -65 to 220°F (-54 to 105°C).

Pressure Limit: 15 psi (100 kPa).

Thermal Effects: (Includes zero and span) $< 0.028\%$ FS/°F, 0 to 185°F (-18 to 85°C).

*RSS (Root Sum Square) includes non-linearity, hysteresis and non-repeatability.

Power Requirement: 16 to 32 VDC.

Output: 4 to 20 mA DC, 2-wire.

Zero and Span Adjustments: Internally accessible potentiometers, non-interactive.

Response Time: Approximately 10 ms.

Max. Loop Resistance: DC: 0 to 800 Ω .

Process Connection: 3/16" OD barbed brass pressure fitting.

Enclosure Rating: NEMA 4 (IP65).

Weight: 11.5 oz (330 g).

Agency Approvals: CE.

ACCESSORIES

Model	Description
A-489	4" straight static pressure tip with flange
A-302F-A	303 SS static pressure tip with mounting flange; for 3/16" ID rubber or plastic tubing; 4" insertion depth; includes mounting screws

OPTIONS

Use order code:	Description
NISTCAL-PT1	NIST traceable calibration certificate

USA: California Proposition 65

⚠WARNING: Cancer and Reproductive Harm - www.P65Warnings.ca.gov

Process Tubing Options: See page 503 (Gage Tubing Accessories)

