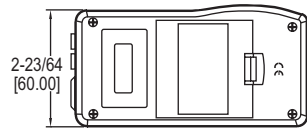
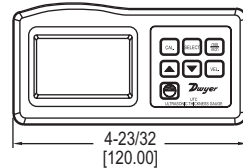
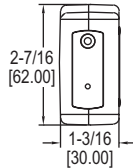


## MODEL UTG

# ULTRASONIC THICKNESS GAGE

Ideal For Use with Ultrasonic Flow Transmitters, Adjustable Sound Velocity



The **Model UTG Ultrasonic Thickness Gage** measures the thickness of a variety of materials. The UTG works on a variety of parallel surface material ranging from 0.05 to 7.9" (1.2 to 200 mm).

### FEATURES/BENEFITS

- Non-invasive thickness measurement
- Reads in inches or millimeters and features an adjustable sound velocity to allow for an array of materials to be measured
- Allows the user to find the wall thickness of the pipe when programming an ultrasonic transmitter without cutting or removing a section of the pipe to measure it
- Ideal for monitoring corrosion in closed vessels such as boilers and chemical tanks and with any ultrasonic flow transmitter

### APPLICATIONS

- Pipe thickness measurement
- Finding wall thickness
- Monitoring corrosion in closed vessels
- Industrial applications
- Automotive
- HVAC
- Plumbing

### SPECIFICATIONS

**Service:** Steel, cast iron, aluminum, red copper, brass, zinc, quartz glass, polyethylene, PVC, gray cast iron, nodular cast iron, other. Selectable option for special materials with known sound propagation rate.\*  
**Range:** 0.047 to 7.874" (1.2 to 200 mm).  
**Accuracy:**  $\pm 0.5\%$ .  
**Resolution:** 0.001" / 0.1 mm.

**Sound Velocity:** 1118 to 20132 mph (500 to 9000 m/s).  
**Temperature Limits:** 32 to 122°F (0 to 50°C).  
**Humidity Limit:** < 80%.  
**Display:** 4 digits, 0.394" (10 mm) LCD.  
**Power Requirement:** (4) 1.5 V AAA alkaline batteries, not included, user replaceable.  
**Weight:** 5.78 oz (164 g).

\*Material must be uniform with minimal coating/paint.

### MODEL CHART

Model	Description
UTG	Ultrasonic thickness gage

USA: California Proposition 65

⚠WARNING: Cancer and Reproductive Harm - [www.P65Warnings.ca.gov](http://www.P65Warnings.ca.gov)