

SERIES WE08 | W.E. ANDERSON™ 2-PIECE NPT BRASS BALL VALVE

FEATURES/BENEFITS

- Capable of being configured to fit most applications
- Limit switches can be mounted to manual valves for remote monitoring
- Vented ball to reduce operating torque
- Weatherproof or explosion-proof electric actuators
- Double acting or spring return anodized aluminum pneumatic actuators
- Full port design reduces the pressure drop across the valve

APPLICATIONS

- Gas or liquid flow control
- Ideal for quick bubble tight shut-off

DESCRIPTION

The **SERIES WE08** incorporates a full port 2-piece brass ball valve for great flow rates with minimal pressure drop. The valve features a blowout proof stem for added safety, reinforced PTFE seats and seals for longer life, and a brass ball for better performance. Actuators are direct mounted creating a compact assembly for tight spaces.

The Series WE08 can be configured with either an electric or pneumatic actuator. Electric actuators are available in weatherproof or explosion-proof, a variety of supply voltages, and two-position or modulating control. Two-position actuators use the supply voltage to drive the valve open or closed, while the modulating actuator accepts a 4 to 20 mA input for valve positioning. Actuators feature thermal overload protection and permanently lubricated gear train.

The pneumatic double acting actuator uses an air supply to drive the valve open and closed. The actuator has two supply ports, with one driving the valve open and the other driving the valve closed. Spring return pneumatic actuators use the air supply to open the valve and internally loaded springs return the valve to the closed position. Also, between the air supply ports for opening and closing the valve, actuators are constructed of anodized and epoxy coated aluminum for years of corrosion free service.



WE08-EHD00



WE08-EDA02



WE08-ETD01-A



WE08-ETI02-A





VALVE SPECIFICATIONS

Service	Compatible liquids and gases.
Body	2-piece.
Line Sizes	1/2" to 2".
End Connections	Female NPT.
Pressure Limits	600 psi (41 bar) WOG.
Wetted Materials	Body, ball, and stem: Brass; Seat, seal, and packing: PTFE.
Temperature Limits	-20 to 425° F (-30 to 220°C).
Other Materials	O-ring: NBR; Handle, stem nut, ferrule: SS; Handle sleeve: Vinyl; Body and cap: Nickel plated.
Agency Approvals	Meets the technical requirements of EU Directive 2011/65/EU (RoHS II).

PNEUMATIC "DA" AND "SR" ACTUATOR SPECIFICATIONS

Type	DA series is a double acting and SR series is a spring return (rack and pinion).
Normal Supply Pressure	DA: 40 to 115 psi (2.7 to 7.9 bar); SR: 80 psi (5.5 bar).
Maximum Supply Pressure	120 psi (8.6 bar).
Air Connections	DA02 to DA03: 1/4" female NPT; SR02 to SR04: 1/4" female NPT.
Housing Material	Anodized aluminum body and epoxy coated aluminum end caps.
Temperature Limits	-40 to 176° F (-40 to 80°C).
Accessory Mounting	NAMUR standard.

ELECTRIC "TD" AND "MD" ACTUATOR SPECIFICATIONS

Power Requirements	110 VAC, 220 VAC, 24 VAC, or 24 VDC (MD models not available in 24 VDC).
Power Consumption	See instruction manual.
Cycle time (per 90°)	TD01: 4 s; MD01: 10 s; TD02: 20 s.
Duty Rating	85%.
Enclosure Rating	NEMA 4X (IP67).
Housing Material	Powder coated aluminum.
Temperature Limits	-22 to 140° F (-30 to 60°C).
Electrical Connections	1/2" female NPT.
Modulating Input	4 to 20 mA.
Standard Features	Manual override, position indicator, and TD models come with two limit switches.

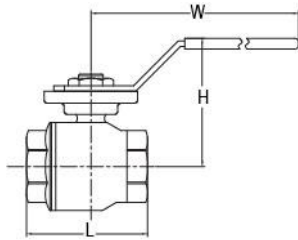
ELECTRIC "TI" AND "MI" ACTUATOR SPECIFICATIONS

Power Requirements	110 VAC, 220 VAC, 24 VAC, or 24.
Power Consumption	See instruction manual.
Cycle time (per 90°)	See instruction manual.
Duty Rating	See instruction manual.
Enclosure Rating	NEMA 7, designed to meet hazardous locations: Class I, Group C & D; Class II, Group E, F & G; Division I & II.
Housing Material	Powder coated aluminum.
Temperature Limits	-40 to 140° F (-40 to 60°C).
Electrical Connections	1/2" female NPT.
Modulating Input	4 to 20 mA.
Standard Features	Position indicator and two limit switches.



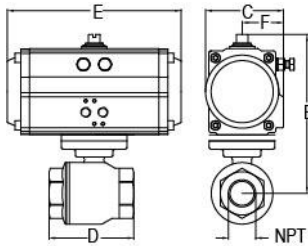


DIMENSIONS



Hand Operated

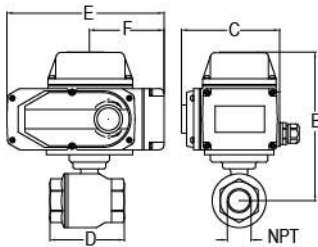
HAND OPERATED			
NPT	H	L	W
1/2"	1-33/64" (38)	2-11/64" (55)	5-23/64" (140)
3/4"	1-5/8" (41)	2-51/64" (71)	6-5/16" (160)
1"	1-49/64" (45)	3-15/64" (82)	6-5/16" (160)
1-1/4"	2-1/8" (54)	3-37/64" (90.8)	7-9/32" (185)
1-1/2"	2-21/64" (59)	4-1/16" (103)	7-9/32" (185)
2"	2-21/32" (67)	4-49/64" (121)	7-9/32" (185)



w/ Pneumatic Actuator

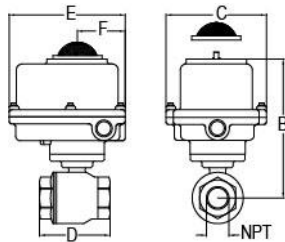
DOUBLE ACTING PNEUMATIC ACTUATOR					
NPT	B	C	D	E	F
1/2"	5" (128)	2-3/8" (61)	2-1/4" (58)	4-5/8" (116)	1-1/2" (37)
3/4"	5-1/8" (131)	2-3/8" (61)	2-5/8" (66)	4-5/8" (116)	1-1/2" (37)
1"	6-1/8" (157)	2-3/4" (71)	3-1/8" (79)	5-3/4" (145)	1-5/8" (41)
1-1/4"	7-1/4" (186)	2-3/4" (71)	3-1/2" (90)	5-3/4" (145)	1-5/8" (41)
1-1/2"	6-7/8" (174)	3-1/4" (82)	4-1/8" (105)	6-5/8" (169)	1-3/4" (46)
2"	6-7/8" (174)	3-1/4" (82)	4-7/8" (124)	6-5/8" (169)	1-3/4" (46)

SPRING RETURN PNEUMATIC ACTUATOR					
NPT	B	C	D	E	F
1/2"	5" (128)	2-3/4" (71)	2-1/4" (58)	5-3/4" (145)	1-5/8" (41)
3/4"	5-1/8" (131)	2-3/4" (71)	2-5/8" (66)	5-3/4" (145)	1-5/8" (41)
1"	6-1/8" (157)	3-1/4" (82)	3-1/8" (79)	6-5/8" (169)	1-3/4" (46)
1-1/4"	6-3/8" (162)	3-1/4" (82)	3-1/2" (90)	6-5/8" (169)	1-3/4" (46)
1-1/2"	7-1/4" (186)	3-3/4" (94)	4-1/8" (105)	7-7/8" (201)	2" (52)
2"	8" (204)	4" (101)	4-7/8" (124)	8-1/4" (209)	2-1/8" (55)



w/ Electric Actuator

ELECTRIC ACTUATOR					
NPT	B	C	D	E	F
1/2"	5" (128)	2-3/4" (71)	2-1/4" (58)	5-3/4" (145)	1-5/8" (41)
3/4"	5-1/8" (131)	2-3/4" (71)	2-5/8" (66)	5-3/4" (145)	1-5/8" (41)
1"	6-1/8" (157)	3-1/4" (82)	3-1/8" (79)	6-5/8" (169)	1-3/4" (46)
1-1/4"	6-3/8" (162)	3-1/4" (82)	3-1/2" (90)	6-5/8" (169)	1-3/4" (46)
1-1/2"	7-1/4" (186)	3-3/4" (94)	4-1/8" (105)	7-7/8" (201)	2" (52)
2"	8" (204)	4" (101)	4-7/8" (124)	8-1/4" (209)	2-1/8" (55)



w/ Explosion-Proof Electric Actuator

EXPLOSION-PROOF ELECTRIC ACTUATOR					
NPT	B	C	D	E	F
1/2"	5" (128)	2-3/4" (71)	2-1/4" (58)	5-3/4" (145)	1-5/8" (41)
3/4"	5-1/8" (131)	2-3/4" (71)	2-5/8" (66)	5-3/4" (145)	1-5/8" (41)
1"	6-1/8" (157)	3-1/4" (82)	3-1/8" (79)	6-5/8" (169)	1-3/4" (46)
1-1/4"	6-3/8" (162)	3-1/4" (82)	3-1/2" (90)	6-5/8" (169)	1-3/4" (46)
1-1/2"	7-1/4" (186)	3-3/4" (94)	4-1/8" (105)	7-7/8" (201)	2" (52)
2"	8" (204)	4" (101)	4-7/8" (124)	8-1/4" (209)	2-1/8" (55)

Important Notice: Dwyer Instruments, Inc. reserves the right to make changes to or discontinue any product or service identified in this publication without notice. Dwyer advises its customers to obtain the latest version of the relevant information to verify, before placing any orders, that the information being relied upon is current.

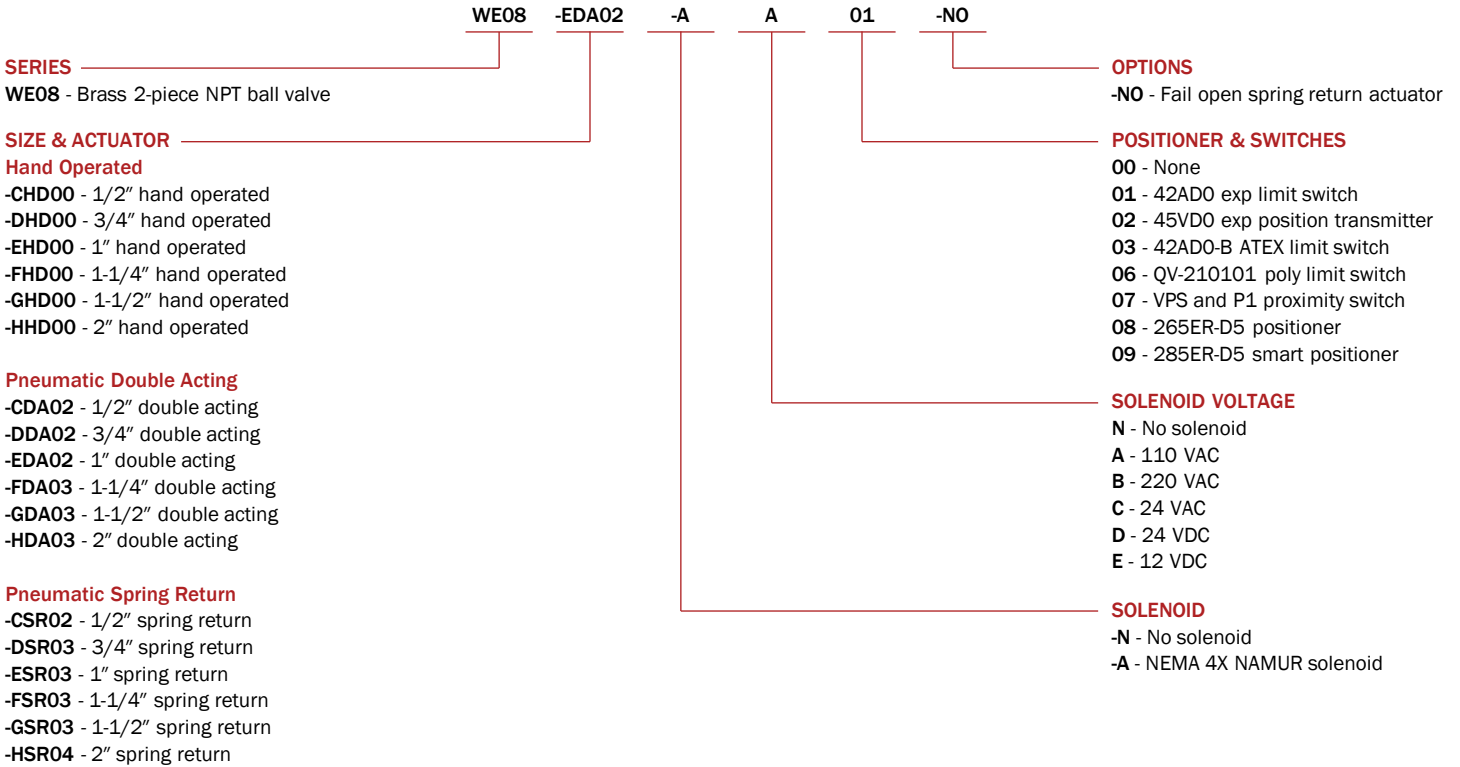




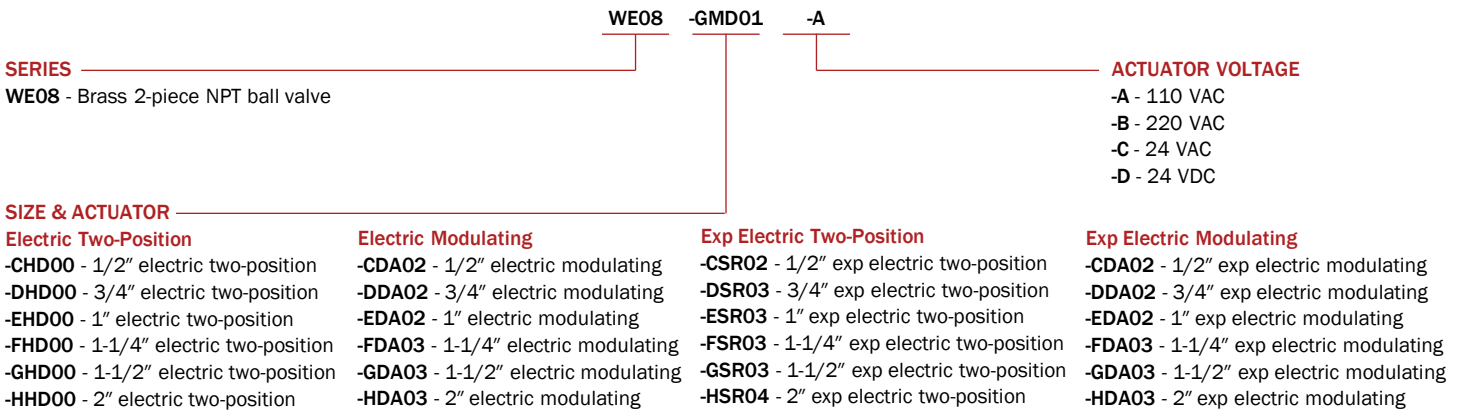
HOW TO ORDER

Use the **bold** characters from the chart below to construct a product code

Hand Operated & Pneumatic Actuator Models



Electric Actuator Models



ACCESSORIES

Model	Description
AFR4	Air filter regulator, 0 to 120 psi

Important Notice: Dwyer Instruments, Inc. reserves the right to make changes to or discontinue any product or service identified in this publication without notice. Dwyer advises its customers to obtain the latest version of the relevant information to verify, before placing any orders, that the information being relied upon is current.

